

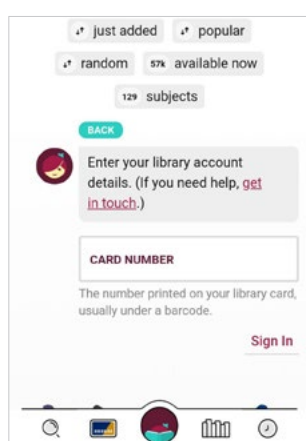
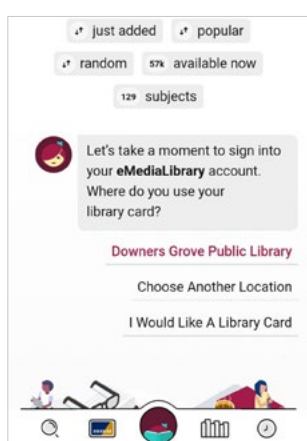



libby

eBooks & Audiobooks for Tablets & Mobile Devices

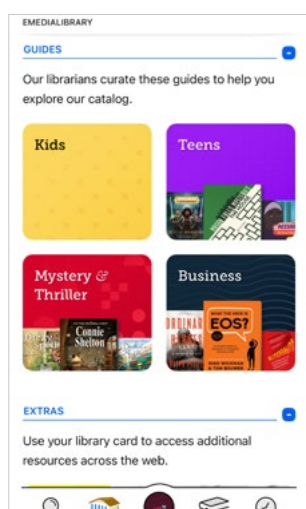
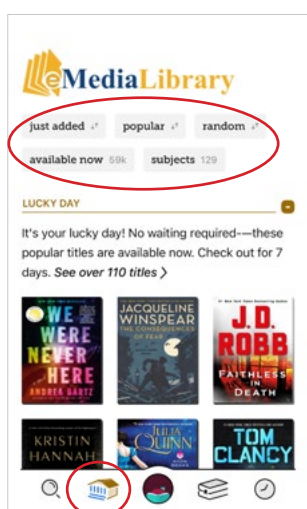
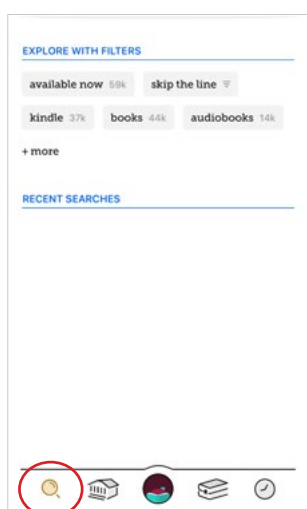
Getting Started

- Visit your device's app store ([Apple App Store](#), [Google Play Store](#), etc.) and download the **Libby, by Overdrive** app.
- Open the app and find your library. Search by name, city, or zip code.
- Select **Downers Grove Public Library**. In the next window, enter your library card number and click **Sign In** when finished.




Finding eBooks and eAudio

- To search for an item or author, select the magnifying glass at the bottom of the screen. A new screen will open with a search box at the top.
- **Preferences** can be set to narrow results.
- To browse, select the building image at the bottom of the screen. It is the icon second from the left. The top options allow you to browse what is new, available now, and the Lucky Day collection, which is like the Hot Reads collection at the library.

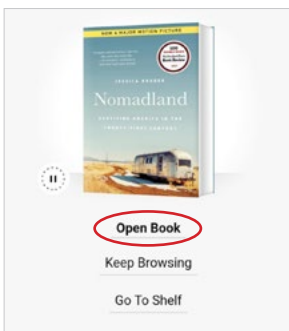


Downloading eBooks and eAudio

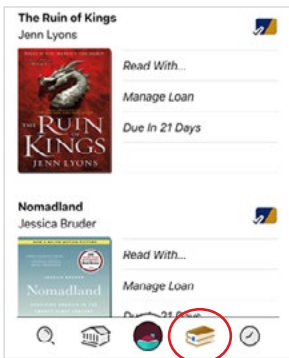
- Find an available title and select **Borrow** to check it out.



- To begin reading, select **Open Book**.

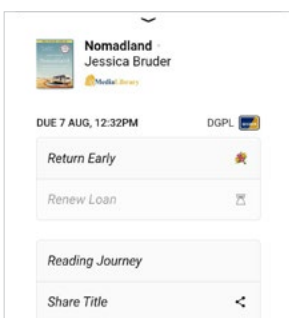


- You can view loans and holds by clicking the **Shelf** button on the bottom of the screen. It is the second icon from the right.



Returning eBooks Early

- Go to your **Shelf** and tap on **Manage Loan**.
- Renew or return the title.



Things to Know

- You can check out up to ten items at a time
- You can check out an eBook for 7, 14 or 21 days
- You can place holds on up to ten books at a time
- Items are automatically returned on the due date, so there are no overdue fines
- Items may be renewed 3 days prior to the due date, as long as there are no existing holds

Need help? Call 630-960-1200 or email askus@dglibrary.org.

