

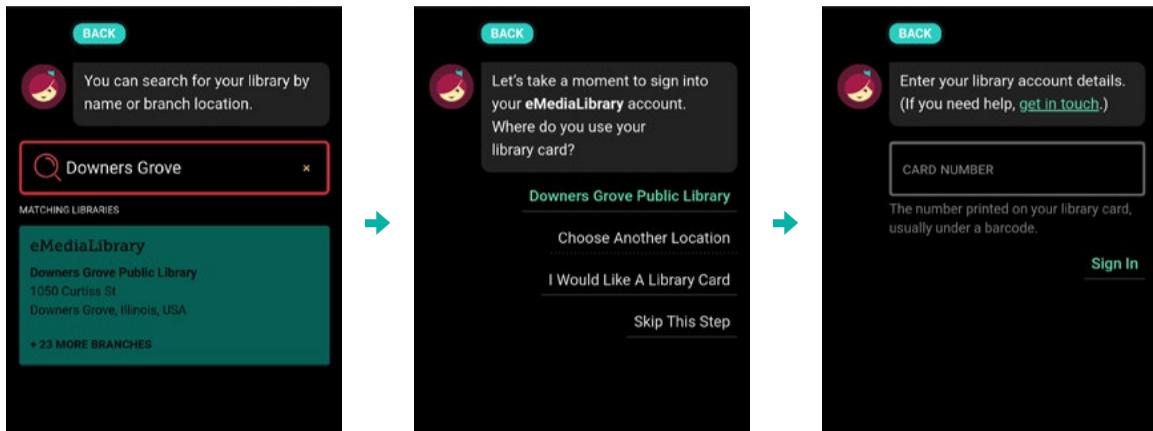


libby

eBooks & Audiobooks for Tablets & Mobile Devices

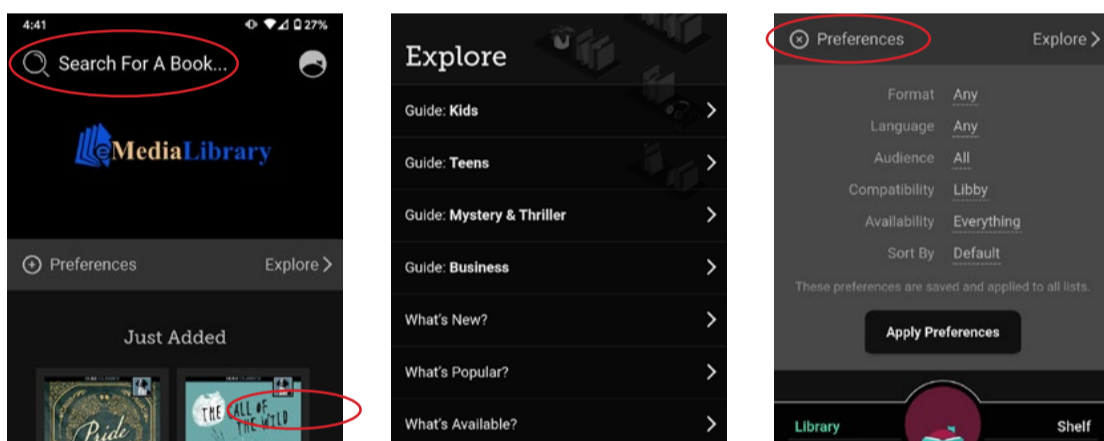
Getting Started

- Visit your device's app store ([Apple App Store](#), [Google Play Store](#), etc.) and download the **Libby, by Overdrive** app.
- Open the app and find your library. Search by name, city, or zip code.
- Select **Downers Grove Public Library**. In the next window, enter your library card number and click **Sign In** when finished.



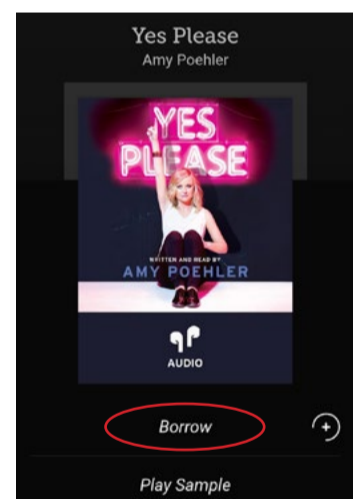
Finding eBooks and eAudio

- Search the catalog at the top of the screen.
- Scroll down to browse or select **Explore** to view by different categories like genre or audience.
- **Preferences** can be set to narrow results.



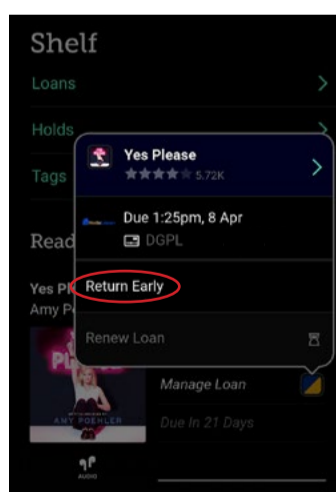
Downloading eBooks and eAudio

- Find an available title and select **Borrow** to check it out.
- To begin reading, select the book's cover.
- You can view loans and holds by clicking the **Shelf** button on the bottom of the screen.



Returning eBooks Early

- Go to your **Shelf** and tap on the book cover.
- Renew or return the title.



Things to Know

- You can check out up to five items at a time
- You can check out an eBook for 7, 14 or 21 days
- You can place holds on up to five books at a time
- Items are automatically returned on the due date, so there are no overdue fines!

Need help? Call (630) 960-1200 or email askus@dglibrary.org.

