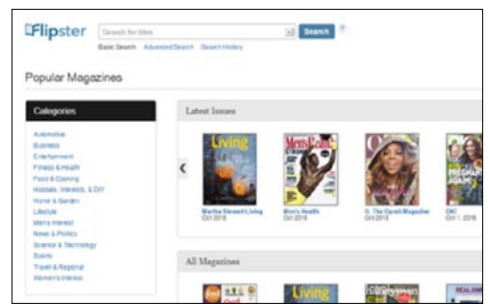


Flipster®

eMagazines for Apple & Android Devices

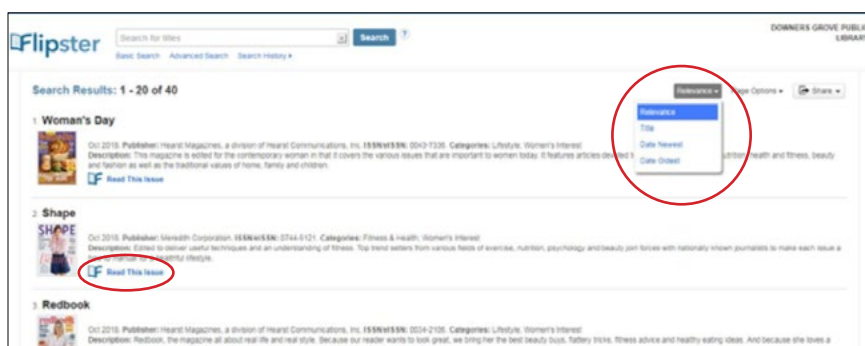
Getting Started

- Visit www.dglibrary.org/elibrary and select Flipster.
- Enter your DGPL card number to view the Flipster magazine collection.

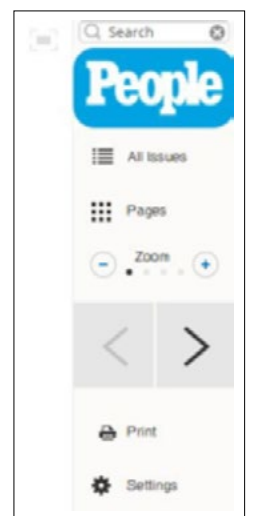


Reading Magazines in Your Browser

- Browse all titles by selecting **View All** in the upper right corner of the box. Organize titles in alphabetical order, date newest, or date oldest.
- Read by clicking on the magazine cover or by selecting **Read This Issue** next to the title. The magazine will not be checked out at this time.



- When you begin reading, the cover of the magazine will appear. Click the arrow on the right to go to the next page.
- Click on **All Issues** to view back issues available to read online or to view the Table of Contents for a current issue.
- Other options include:
 - **Search:** search the current issue for a specific word or term
 - **Zoom:** which make the photos and font larger or smaller
 - **Print**
 - **Settings:** Change the page view and the height and width of viewing area

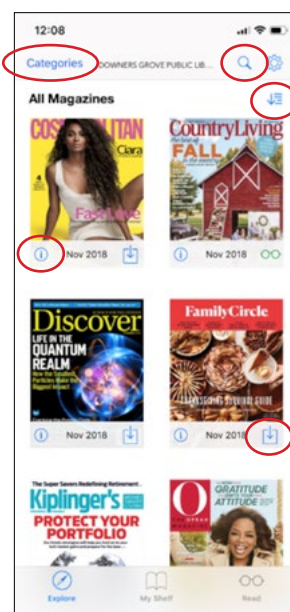


Downloading the App for Your Device

- Search for the **Flipster** app in the app store on your device ([Apple App Store](https://www.apple.com/app-store/), [Google Play Store](https://play.google.com/store/apps/details?id=com.flipster), etc.) and download the free app.
- Open the app and select the Downers Grove Public Library from the library list. Enter your DGPL card number to view magazines available for checkout.

Checking Out and Reading Magazines in the App

- When you open the app, you will be on the Flipster **Explore** page. Magazines are organized with the newest issues at the top. Click on the **arrow** icon in the upper right corner to organize titles alphabetically.
- Search for magazines by **Categories** or by clicking on the magnifying glass icon to search for a specific title.
- To find out more about a title or to view back issues, click on the **"i"** icon in the lower left corner of the magazine cover. You will also have the option to read the current issue on this page.
- Select the down arrow icon in the bottom right corner of the magazine cover if you want to check out a magazine. This will add the issue to **My Shelf** where it will be ready to read.
- Go to **My Shelf** and select the title you would like to read. All titles on My Shelf are downloaded to your device for offline reading.
- Select the **Read** option at the bottom of the screen to go to where you left off in the last magazine you were reading. You can select the square icon in the upper left corner to view in full-screen mode or select the three bars icon to view the Table of Contents for the current issue.



Removing Individual Issues from Your Device

- In the Flipster app, select My Shelf at the bottom of the screen.
- Select the trash can icon at the bottom right corner of the magazine you would like to delete. Many titles will expire after a period of two days to one week, but can be checked out again with no waiting period.

Things to Know

- The library's Flipster eMagazine collection features over 40 popular titles that can be downloaded and read on your computer or tablet device.
- You do not have to create an account or remember a password. Just login with your DGPL card number.
- No checkout limits or wait times. Check out as many titles as you like, as many times as you need.

Need help? Call (630) 960-1200 or email askus@dglibrary.org.