

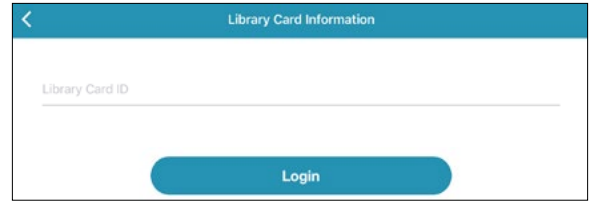


cloudLibrary

eBooks for Tablets & Mobile Devices

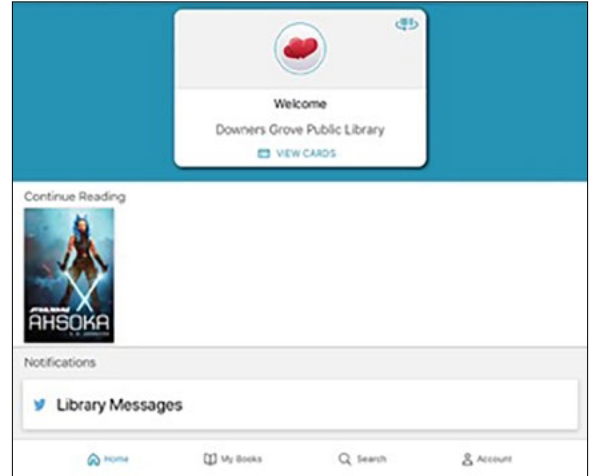
Getting Started

- Visit your device's app store ([Apple App Store](#), [Google Play Store](#), etc.) and download the Cloud Library app.
- Open the app and follow the directions to log in.
- Enter your DGPL card number. Select Login.



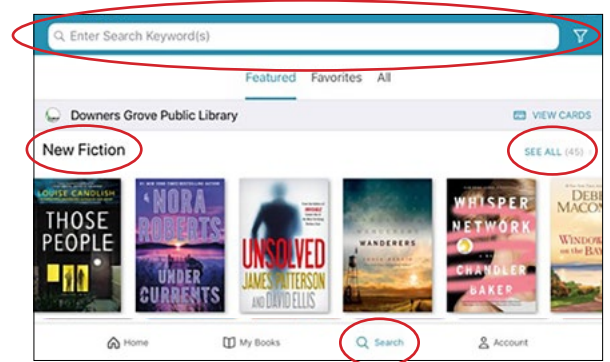
Home Screen

- Your home screen has your library card information, current checkouts, holds, alerts, and library news.
- You can pull up your card's barcode by selecting the icon on the top right of the image of the library card.



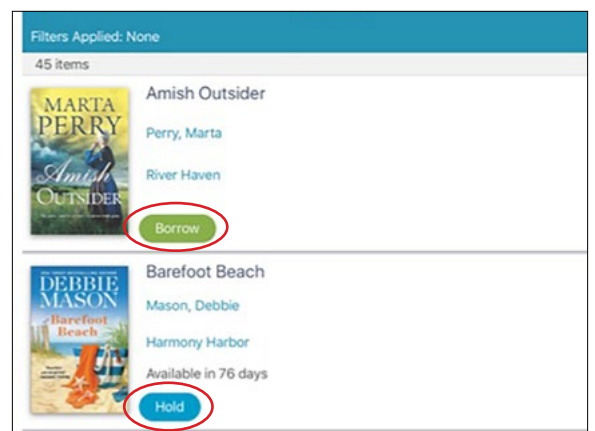
Finding eBooks

- Select **Search** at the bottom of the screen to see new and featured bookshelves. Scroll down to browse more categories. Select **See All** to view all the titles in a bookshelf. To find a specific title or author, select the **Search** bar at the top of the screen and enter your search terms.



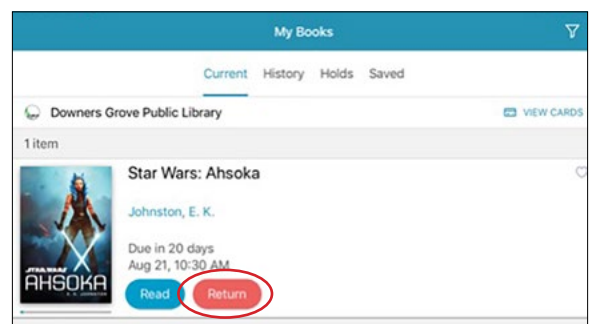
Checking Out eBooks

- Find a title and select **Borrow**. If the book is currently checked out by another patron, select **Hold** to place a reserve.



Returning eBooks

- Select **My Books** at the bottom of the screen, tap the **Return** button under the title.



Things to Know

- You can check out up to 10 items at a time.
- You can check out an eBook for three weeks.
- You can place holds on up to five books at a time.
- Items are automatically returned on the due date, so there are no overdue fines!

Need help? Call (630) 960-1200 or email askus@dglibrary.org.



1050 Curtiss Street
Downers Grove, IL 60515
(630) 960-1200
www.dglibrary.org